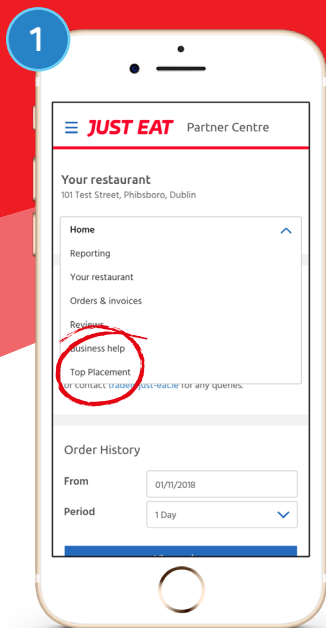


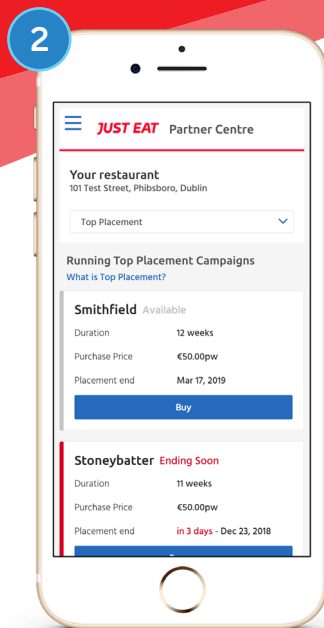
# How to get Top Placement in 6 easy steps

With Top Placement your restaurant will appear at the top of search results on Just Eat, leading to more visibility and more orders. Plus, it's super easy to get, just follow the six simple steps below and watch the orders roll in.



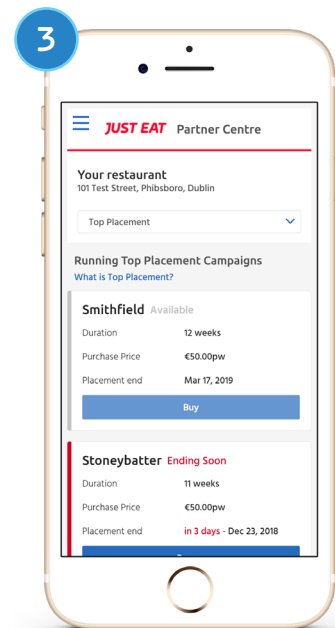
Log into your **Partner Centre** and select 'Top Placement' from the menu.

*Forgot your password or username? Click on 'I've forgotten', above the password or username field. Follow the instructions and we'll reset your access.*

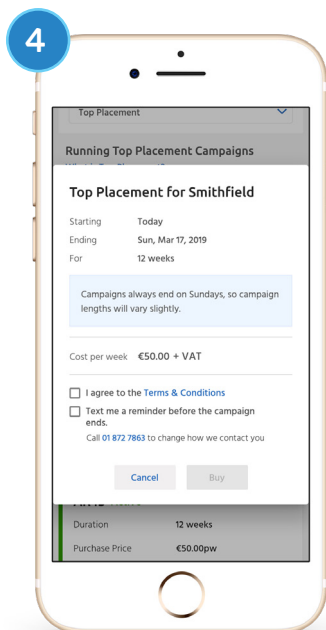


You'll then see the list of post-codes where you can buy Top Placement. Here's what each status of the postcodes means:

**Active:** you're already live on Top Placement in this area  
**Ending soon:** you're already live on Top Placement, but your contract is about to end... time to renew!  
**Available:** ready to buy

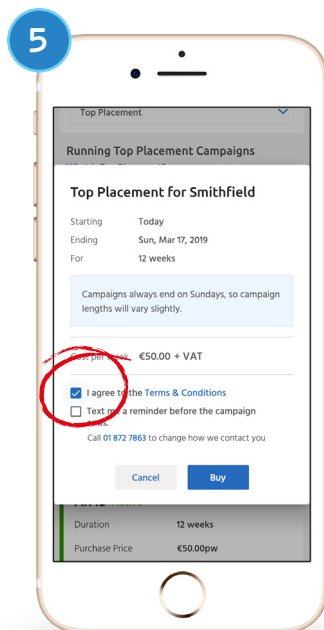


Pick the postcode where you would like to buy or renew your Top Placement and click on **Buy / Renew**.

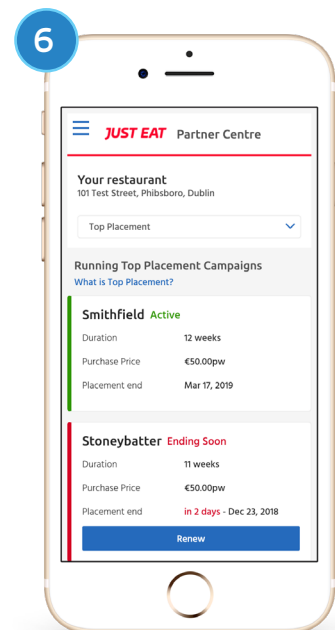


A pop up window will be displayed with the following information:

- Contract duration (**12 weeks**)
- Contract start and end date
- Price per week
- Terms and Conditions



**Accept Terms & Conditions** and click on 'Buy'/'Renew' to complete your purchase. Congratulations! You have now purchased Top Placement - a confirmation letter will be sent to your email address.



Do you wish to **buy/renew** Top Placement for another area? Just select the postcode you are interested in and follow these simple steps again!